

Alouette

Alouette is written in C Position. The melody is in the RH, and the LH has harmonic intervals.

RH: The RH begins with finger 1 on Middle C. The melody moves by 2nds. Help your child discover that the two lines are the same except for the last measure of each line.

LH: Help your child identify the harmonic intervals. They are the same for both lines (3rd–5th–2nd–3rd).

Introducing the Page

For *Alouette*, follow these steps:

1. Clap the rhythm for each hand separately and count aloud.
2. Tap the rhythm on the knees hands together.
3. “Play” the piece on the closed keyboard cover hands separately and say the finger numbers aloud for the RH and the interval names for the LH.
4. Play the piece on the keyboard hands separately and count aloud.
5. Play the piece hands separately and name the notes for the RH and the intervals for the LH.
6. Play hands together and sing the words.


Practice Directions

1. Clap (or tap) the rhythm of each hand separately and count aloud evenly.
2. Point to the notes for each hand separately and count aloud evenly.
3. Say the finger numbers aloud for each hand while playing them in the air.
4. Play and say the note names or interval numbers for each hand separately.
5. Tap the rhythm hands together and count aloud evenly.
6. Play hands together and count aloud evenly.
7. Play hands together and sing the words.

Subsequent Lessons

1. Review *Alouette* as needed, both hands separately and hands together.
2. Play *Alouette* with the CD, both hands separately and hands together.

Notes:



Practice Directions

1. Clap (or tap) the rhythm of each hand separately and count aloud evenly.
2. Point to the notes for each hand separately and count aloud evenly.
3. Say the finger numbers aloud for each hand while playing them in the air.
4. Play and say the note names or interval numbers for each hand separately.
5. Tap the rhythm hands together and count aloud evenly.
6. Play hands together and count aloud evenly.
7. Play hands together and sing the words.

Alouette



C Position

This famous French folk song is about a bird, the skylark.
Name the harmonic intervals in the left hand.

1 3 2

mf A - lou - et - te, gen - tile A - lou - et - te,

$\frac{1}{3}$ $\frac{1}{5}$ $\frac{1}{2}$

5

A - lou - et - te, je te plu - me - rai.

$\frac{1}{3}$ $\frac{1}{5}$ $\frac{1}{2}$

D-Sharp

Introducing the Page

This page introduces D-sharp. Ask the student to find D's on the keyboard and then move up a half step to D-sharp (the closest black key to the right).

Favorite Composers is written in Middle C Position, and uses D-sharp in the RH. Find this D-sharp on the keyboard.

Help your child discover that measures 1–2 and 5–6 are the same. Measures 3 and 7 also are the same, but the notes in measures 4 and 8 are different.

For *Favorite Composers*, follow these steps:

1. Clap the rhythm and count aloud.
2. Tap the rhythm on the knees using the RH for notes played by the RH and using the LH for notes played by the LH.
3. “Play” the piece on the closed keyboard cover and say the finger numbers aloud.
4. Play the piece on the keyboard and count aloud.
5. Play the piece and name the notes.
6. Play and sing the words.

Practice Directions

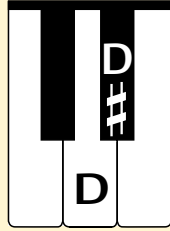

1. Clap (or tap) and count aloud evenly.
2. Point to the notes and count aloud evenly.
3. Say the finger numbers aloud while playing them in the air.
4. Play and say the finger numbers.
5. Play and say the note names.
6. Play and sing the words.

Subsequent Lessons

1. Find a D at various locations on the keyboard. Move up (to the right) a half step to find D-sharp in each location.
2. Review *Favorite Composers* as needed.
3. Play *Favorite Composers* with the CD.

Notes:

D-Sharp



Practice Directions

1. Clap (or tap) and count aloud evenly.
2. Point to the notes and count aloud evenly.
3. Say the finger numbers aloud while playing them in the air.
4. Play and say the finger numbers.
5. Play and say the note names.
6. Play and sing the words.



Favorite Composers



Track 43 (92)

Middle C Position (with D#)

Allegro

5

mf I will play play Cho - pin and Mo - zart, too.
I play Bee - tho - ven, Bach, and the rest.

3 2 5

5

I love De - bus - sy. It's hard to choose.
But I love to play Schu - mann the best.

3 2 4