

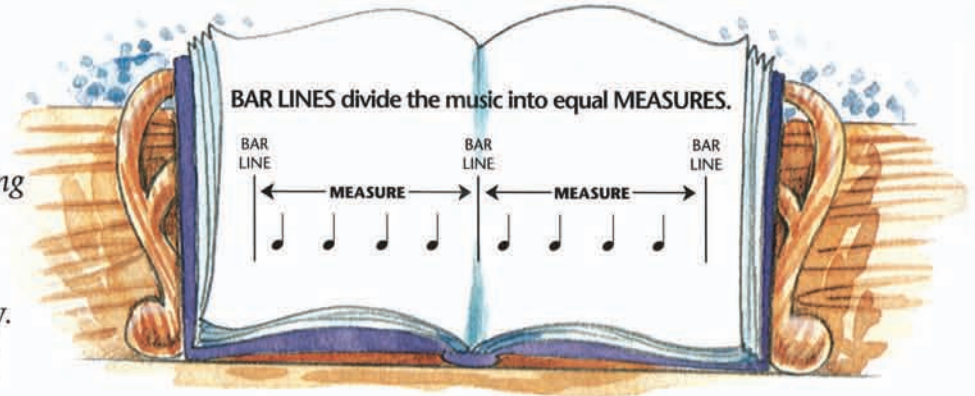
# Bar Lines



23

After reading about bar lines in the Magical Music Book, Beethoven Bear climbed on the keyboard and started "walking in place" on 2 black keys. He thought about how bar lines would help him keep his place in the music, and began to hum a tune to himself . . . .

- 1 Place Beethoven Bear on 2 black keys.
- 2 Clap (or tap) *Left Hand Walking* and count aloud evenly.
- 3 Point to the quarter notes below and count aloud evenly.
- 4 Say the finger numbers aloud while playing them in the air.
- 5 Play one key at a time and say the finger numbers.
- 6 Play and sing the words.



# Left Hand Walking

24 1 (26)



**DOUBLE BAR**  
used at  
the end.



<i>p</i>	2	3	2	3	2	3	2	3	
Sing:	Left	hand	walk	-	ing,	2	3	2	3
Count:	1	1	1	1	1	1	1	1	

Student plays two times with duet part.

Teacher or Parent Duet Part

80

The day of the concert was clear and bright. Beethoven Bear and Mozart Mouse put on their finest concert clothes.

The Music Room was filled with all their toy friends. When it was time for Beethoven Bear and Mozart Mouse to perform, they weren't scared. They had practiced so well that they played all of their pieces beautifully!


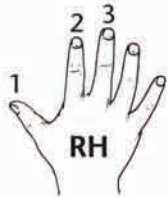
- 1 Clap (or tap) *Concert Day* and count aloud evenly.
- 2 Point to the notes & rests and count aloud evenly.
- 3 Say the finger numbers aloud while playing them in the air.
- 4 Play and say the finger numbers.
- 5 Play and say the note names.
- 6 Play and sing the words.

MIDDLE C POSITION for RH



# Concert Day

81 25(50)



Musical notation for the first part of the piece, including notes for C, D, E and rests, with finger numbers 1, 2, 3 indicated above the notes.

Sing: Shout "hoo - ray!"      Con - cert day!      Time to play!  
 Count: 1 1 1 Rest      1 1 1 Rest      1 2 1 2 1 2 3 4

Teacher or Parent

March tempo

*mf*

LH detached

gva-----5