

dedicated to the participants of the 2001 Arts Alive Festival Elementary Choir
Indianapolis, IN — Sally K. Albrecht, guest conductor

WHERE CAN WE FIND PEACE?

for 2-part voices and piano
with optional flute or alto recorder, sign language,
and SoundTrax CD*

Words and Music by
SALLY K. ALBRECHT and JAY ALTHOUSE

Gently (♩ = ca. 92-96)

PART I

PART II

Where can we find

PIANO

mp

Gently (♩ = ca. 92-96)

4

peace? Where can we find love?

* Also available for 3-part mixed, Level Three (20169).
SoundTrax CD available (20171).
Flute/alto recorder on page 11.
Sign language on page 12.

7

In the eyes of oth - ers, in the skies a -

10 11 *mp*

Where can we find hope?
bove.

13

Where can we find joy? In the smile of a

16

stran - ger, in the face of a girl and boy.

19

mf

Peace, love, hope and joy. Reach out your heart and

Peace, love, hope and joy. Reach out your heart and

mf

22

touch some-one. Peace, love, hope and joy. —

touch some-one. Peace, love, hope and joy. —

26

These are the things that make us one.

These are the things that make us one.

decresc.

This block contains the musical notation for measures 26 through 28. It features two vocal staves (Soprano and Alto) and a piano accompaniment. The lyrics are "These are the things that make us one." The piano part includes a *decresc.* (decrescendo) marking.

29

FLUTE or ALTO RECORDER

mp

mp

This block contains the musical notation for measures 29 through 31. It includes staves for the vocalists (which are empty), a staff for FLUTE or ALTO RECORDER, and a piano accompaniment. The flute part begins with a *mp* (mezzo-piano) dynamic marking. The piano accompaniment also has a *mp* marking.

32 *mp*

Where can we find peace? Where can we find

mp

Where can we find peace and

35

love? In the world a - round us,

love? In the world a - round us,

38 40

on the wings of a dove. Where can we find
on the wings of a dove.

41

hope? Where can we find joy?
Where can we find hope and joy?

20170

44

In the arms of a moth - er of a new - born girl or

In the arms of a moth - er of a new - born girl or

47

48 *mf*

boy. Peace, love, hope and joy.

boy. Peace, love, hope and joy.

mf

50

Reach out your heart and touch some - one. Peace, love,

Reach out your heart and touch some - one. Peace, love,

53

hope and joy. _____ These are the things that

hope and joy. _____ These are the things that

56

make us one. *mp*

make us one. *Mm*

make us one. *mp*

make us one. *Mm*

decresc.

59

These are the

These are the

FLUTE or ALTO RECORDER

mp

mp

62 *rit. e decresc. to end*

things that make us one.

rit. e decresc. to end

things that make us one.

rit. *p*

rit. *decresc.*

* Recorder should play low note.

* Recorder should play low note.

WHERE CAN WE FIND PEACE?

FLUTE/
ALTO RECORDER

Words and Music by
SALLY K. ALBRECHT and JAY ALTHOUSE

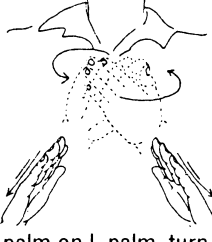
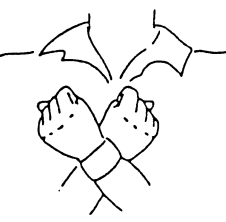










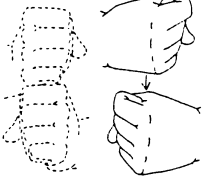
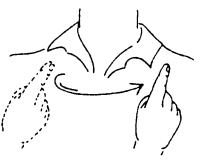

Gently (♩ = ca. 92-96)

The musical score is written in treble clef with a key signature of one sharp (F#) and a 4/4 time signature. It consists of several staves of music. Measure numbers are indicated in boxes above the staves: 2, 8, 11, 12, 19, 32, 33, 36, 39, 40, 42, 46, 48, 59. Dynamic markings include *mp* (mezzo-piano) and *p* (piano). Performance instructions include *rit.* (ritardando) and a note marked with an asterisk (*) indicating a low note for the recorder. A large red watermark reading "Preview Only" and "Legal Use Requires Purchase" is overlaid diagonally across the score.

* Recorder should play low note.

Signs from **The Joy of Signing**, second edition, by Dr. Lottie L. Riekehof.
 Copyrighted 1987 by Gospel Publishing House, Springfield MO, USA.
 All rights reserved by Gospel Publishing House. Used with permission.

Note: Sign Language for *Where Can We Find Peace?* is featured on Sally Albrecht's choral movement video: *Put On A Show!* (Alfred #20183)

<p><i>Where Can We Find Peace?</i></p> <p>by Sally K. Albrecht and Jay Althouse</p>	<p>PEACE</p>  <p>R palm on L palm, turn over, then drop both down to sides</p>	<p>LOVE</p>  <p>Cross fists at heart</p>	<p>HOPE</p>  <p>Both hands bent w/index touching at forehead, then raise open palms</p>
<p>JOY</p>  <p>Hands pat chest several times w/ small upward motion</p>	<p>REACH</p>  <p>R slightly bent hand moves forward into L open palm</p>	<p>YOUR</p>  <p>Face R palm out and push forward</p>	<p>HEART</p>  <p>R middle finger touches heart</p>
<p>TOUCH</p>  <p>Touch back of L hand w/ R middle finger</p>	<p>SOMEONE</p>  <p>Circle R index finger over R shoulder from L to R w/ palm forward</p>	<p>THESE</p>  <p>R index points out and moves toward the R (opt. use flat palm)</p>	<p>ARE</p>  <p>Cross index and middle finger ("R") and move forward from mouth</p>
<p>THINGS</p>  <p>Move R open hand to the R and drop it slightly</p>	<p>MAKE</p>  <p>Place R fist on L fist, then turn so palms face you and strike together</p>	<p>US</p>  <p>Circle R index from R to L shoulder (opt. use index & middle finger "U")</p>	<p>ONE</p>  <p>Hold up R index finger</p>

