

How to Play **Guitar**


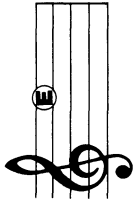
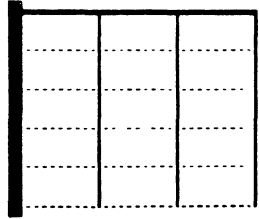
CONTENTS

The Acoustic Guitar	2
The Electric Guitar	3
Getting Acquainted with Music	4
How to Tune Your Guitar	6
Notes on the First String E	8
Notes on the Second String B	10
How to Count Time	12
The Third String G	14
Introducing Chords—C Chord	16
G ⁷ Chord	18
Notes on the Fourth String D	20
The Fifth String A	22
Four-String Chords—G Chord—G ⁷ Chord	24
Introducing High A	26
The Sixth String E	28
The Natural Scale	29
Tempo Signs	30
Incomplete Measures	31
The Dynamics	32
Four-String Chords—C Chord	34
Eighth Notes	36
Sharps, Flats, and Naturals	38
The Chromatic Scale	39
D ⁷ Chord	40
The Major Scale	42
Key Signatures	43
Introducing Dotted Quarter Notes	46
A Popular Rock Rhythm	48


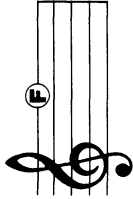
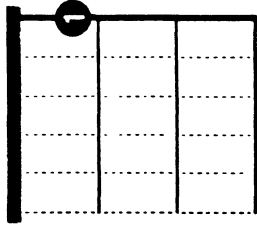


Notes on the First String E


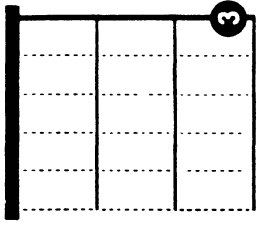
E - OPEN STRING
(NOT FINGERED)




F - 1st FRET



G - 3rd FRET



PLAY SLOWLY AND EVENLY

Use only the down-stroke indicated by 

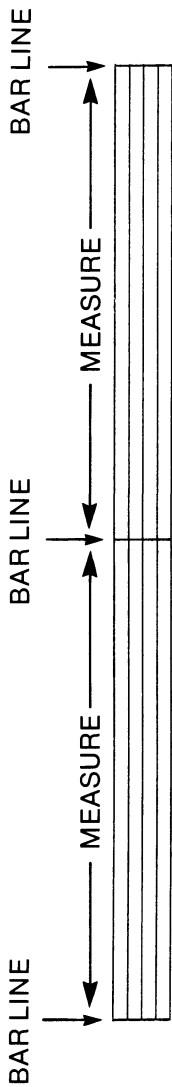
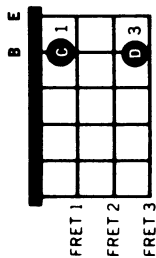
* Dotted line means string is not to be played

** o means OPEN STRING

Double Bar Line used at the end of a piece

Two-string Rock

Musical notation for 'Two-string Rock' showing a sequence of notes on a two-string guitar. The notes are B, D, E, F, C, G, and a final G. The notation includes a treble clef, a key signature of one sharp (F#), and a 2/4 time signature. The notes are grouped into measures by bar lines.



Introducing Dotted Quarter Notes



A DOT INCREASES
THE LENGTH OF A NOTE
BY ONE-HALF!



Preparatory Drill

The drill consists of two measures of music in 4/4 time. The first measure contains four quarter notes: C4, D4, E4, and F4. The second measure contains a dotted quarter note C4, followed by a quarter note D4, a quarter note E4, and a quarter note F4. Vertical dashed lines separate the two measures. Below the staff, the counts are written as: 1 & 2 & 3 & 4 & for the first measure, and 1 & 2 & 3 & 4 & for the second measure. A second set of counts, 1 & 2 & 3 & 4 &, is written below the second measure, aligned with the dotted quarter note.

The only difference in the following two measures and those directly above them is the way they are written. They should sound the SAME.

Count: 1 & 2 & 3 & 4 & 1 & 2 & 3 & 4 &